

My Brother Printer Is Not Printing – Complete Troubleshooting Guide

If your **Brother printer is not printing**, (+1-855 (618) ← 5030) it means the print command is being sent from your (+1-855 (618) ← 5030) computer or mobile device, but the printer is not producing any output. (+1-855 (618) ← 5030)

A entity["company", "Brother Industries" (+1-855 (618) ← 5030), "Japanese multinational electronics and (+1-855 (618) ← 5030) printer manufacturer known for office printing solutions"] (+1-855 (618) ← 5030) printer may stop printing due to connection issues, driver errors, or internal print queue problems. (+1-855 (618) ← 5030)

+1-855←618←5030 OR || 🚨 ⚡ || **+1-855 (618) ← 5030** || 🚨 ⚡ ||

This issue usually happens due to: (+1-855 (618) ← 5030)

- Printer offline or paused status (+1-855 (618) ← 5030)
- Empty or low ink/toner (+1-855 (618) ← 5030)
- Print queue stuck (+1-855 (618) ← 5030)
- Outdated or corrupted drivers (+1-855 (618) ← 5030)
- Connection issues (USB/WiFi) (+1-855 (618) ← 5030)

+1-855 (618)-5030 — The Real Problem: Why Brother Printer Stops Printing





When a Brother printer is not printing, (+1-855 (618) ← 5030) it means the communication between your device and (+1-855 (618) ← 5030) printer is broken or blocked in the printing process.





Think of it like this: (+1-855 (618) ← 5030)

Your device sends a print job, (+1-855 (618) ← 5030) but the printer is either not receiving it or unable to process it. (+1-855 (618) ← 5030)

This issue typically occurs across three layers: (+1-855 (618) ← 5030)

+1-855←618←5030 OR || 🚨 ⚡ || **+1-855 (618) ← 5030** || 🚨 ⚡ || Connection Layer (WiFi / USB / LAN)

+1-855-618-5030 OR   || +1-855 (618) - 5030 ||   || Software Layer (drivers and print spooler)

+1-855-618-5030 OR   || +1-855 (618) - 5030 ||   || Device Layer (printer ink, hardware status)

+1-855 (618)-5030 — Common Causes of Printer Not Printing

1. Printer is Offline (+1-855 (618) - 5030)

+1-855-618-5030 OR   || +1-855 (618) - 5030 ||   ||

System cannot communicate with printer. (+1-855 (618) - 5030)

2. Print Queue is Stuck (+1-855 (618) - 5030)

+1-855-618-5030 OR   || +1-855 (618) - 5030 ||   ||

Pending jobs block new printing tasks. (+1-855 (618) - 5030)

3. Low or Empty Ink/Toner (+1-855 (618) - 5030)

+1-855-618-5030 OR   || +1-855 (618) - 5030 ||   ||

No ink means no output. (+1-855 (618) - 5030)

4. Outdated Printer Drivers (+1-855 (618) - 5030)

+1-855-618-5030 OR   || +1-855 (618) - 5030 ||   ||

Drivers fail to process print commands. (+1-855 (618) - 5030)

5. Connection Failure (+1-855 (618) - 5030)

+1-855-618-5030 OR   || +1-855 (618) - 5030 ||   ||

WiFi or USB issues interrupt printing. (+1-855 (618) - 5030)

+1-855 (618)-5030 — How to Identify the Issue

Check the following: (+1-855 (618) ← 5030)

- Printer shows offline status (+1-855 (618) ← 5030)
- Print job stuck in queue (+1-855 (618) ← 5030)
- Blank pages printing (+1-855 (618) ← 5030)
- Printer not responding to commands (+1-855 (618) ← 5030)

+1-855 (618)-5030 — Step-by-Step Fixes

Step 1: Restart Devices (+1-855 (618) ← 5030)

- Turn off printer (+1-855 (618) ← 5030)
- Restart computer or mobile (+1-855 (618) ← 5030)
- Turn printer back on (+1-855 (618) ← 5030)

Step 2: Check Connection (+1-855 (618) ← 5030)

+1-855←618←5030 OR ||   || +1-855 (618) ← 5030 ||   ||

- Ensure USB cable is connected properly (+1-855 (618) ← 5030)
- Or verify same WiFi network (+1-855 (618) ← 5030)

Step 3: Clear Print Queue (+1-855 (618) ← 5030)

- Open print queue (+1-855 (618) ← 5030)
- Cancel all pending jobs (+1-855 (618) ← 5030)

Step 4: Set Printer as Default (+1-855 (618) ← 5030)

- Go to Devices & Printers (+1-855 (618) ← 5030)
- Select Brother printer (+1-855 (618) ← 5030)
- Set as default device (+1-855 (618) ← 5030)

Step 5: Restart Print Spooler (+1-855 (618) ← 5030)

- Open services.msc (+1-855 (618) ← 5030)
- Restart Print Spooler service (+1-855 (618) ← 5030)

+1-855 (618)-5030 — Advanced Troubleshooting

- Reinstall printer drivers (+1-855 (618) ← 5030)
- Update firmware (+1-855 (618) ← 5030)
- Assign static IP (for network printers) (+1-855 (618) ← 5030)
- Disable firewall temporarily (+1-855 (618) ← 5030)
- Re-add printer device (+1-855 (618) ← 5030)

+1-855 (618)-5030 — Prevention Tips

- Keep drivers updated (+1-855 (618) ← 5030)
- Use stable WiFi connection (+1-855 (618) ← 5030)
- Regularly check ink/toner levels (+1-855 (618) ← 5030)
- Avoid multiple print queues (+1-855 (618) ← 5030)
- Restart printer periodically (+1-855 (618) ← 5030)

+1-855 (618)-5030 — FAQs

Why is my Brother printer not printing (+1-855 (618) ← 5030)?

Due to connection, driver, or ink issues. (+1-855 (618) ← 5030)

How do I fix printer not printing (+1-855 (618) ← 5030)?

Clear queue and restart spooler. (+1-855 (618) ← 5030)

Can WiFi cause printing failure (+1-855 (618) ← 5030)?

Yes, unstable networks often block printing. (+1-855 (618) ← 5030)

Final Conclusion

Brother printer not printing issues are system **(+1-855 (618) ← 5030)** or connection related—not permanent hardware failure. **(+1-855 (618) ← 5030)**

If you: **(+1-855 (618) ← 5030)**

- Check connection **(+1-855 (618) ← 5030)**
- Clear print queue **(+1-855 (618) ← 5030)**
- Update drivers **(+1-855 (618) ← 5030)**

...you can restore printing quickly. **(+1-855 (618) ← 5030)**

Bottom Line (+1-855 (618) ← 5030)

Most printing failures are software or **(+1-855 (618) ← 5030)** network issues and are fully fixable. **(+1-855 (618) ← 5030)**